

Paper Reference(s)

6689/01

Edexcel GCE

Decision Mathematics D1

Advanced/Advanced Subsidiary

Friday 17 May 2013 – Morning

Time: 1 hour 30 minutes

Materials required for examination

Nil

Items included with question papers

D1 Answer Book

Candidates may use any calculator allowed by the regulations of the Joint Council for Qualifications. Calculators must not have the facility for symbolic algebra manipulation or symbolic differentiation/integration, or have retrievable mathematical formulae stored in them.

Instructions to Candidates

Write your answers for this paper in the D1 answer book provided.

In the boxes on the answer book, write your centre number, candidate number, your surname, initials and signature.

Check that you have the correct question paper.

Answer ALL the questions.

When a calculator is used, the answer should be given to an appropriate degree of accuracy.

Do not return the question paper with the answer book.

Information for Candidates

Full marks may be obtained for answers to ALL questions.

The marks for individual questions and the parts of questions are shown in round brackets: e.g. (2).

There are 7 questions in this question paper. The total mark for this paper is 75.

There are 12 pages in this question paper. The answer book has 16 pages. Any blank pages are indicated.

Advice to Candidates

You must ensure that your answers to parts of questions are clearly labelled.

You should show sufficient working to make your methods clear to the Examiner.

Answers without working may not gain full credit.

Printer's Log. No.

P41827A



P 4 1 8 2 7 A

Turn over

W850/R6689/57570 5/5/5/

This publication may be reproduced only in accordance with Pearson Education Ltd copyright policy. ©2013 Pearson Education Ltd.

<https://xtremepape.rs/>

PEARSON

Write your answers in the D1 answer book for this paper.

1.

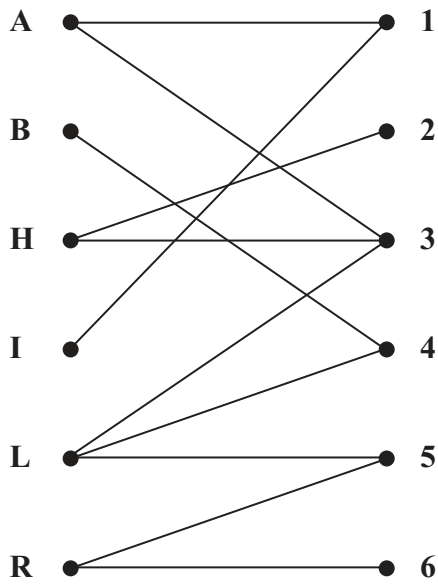


Figure 1

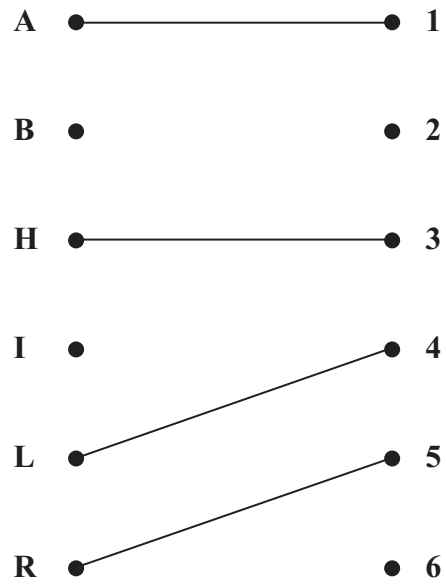


Figure 2

Figure 1 shows the possible allocations of six people, Alex (A), Ben (B), Harriet (H), Izzy (I), Leo (L) and Rowan (R), to six tasks, 1, 2, 3, 4, 5 and 6.

(a) Write down the technical name given to the type of diagram shown in Figure 1.

(1)

Figure 2 shows an initial matching.

(b) Starting from the given initial matching, use the maximum matching algorithm to find a complete matching. You should list the alternating paths you use, and state your improved matching after each iteration.

(6)

(Total 7 marks)

2.

0.6 1.5 1.6 0.2 0.4 0.5 0.7 0.1 0.9 0.3

- (a) Use the first-fit bin packing algorithm to determine how the numbers listed above can be packed into bins of size 2. (3)
- (b) The list of numbers is to be sorted into **descending order**. Use a quick sort to obtain the sorted list. You must make your pivots clear. (4)
- (c) Apply the first-fit decreasing bin packing algorithm to your ordered list to pack the numbers into bins of size 2. (3)
- (d) Determine whether your answer to (c) uses the minimum number of bins. You must justify your answer. (1)

(Total 11 marks)

3.

	A	B	C	D	E	F
A	-	15	6	9	-	-
B	15	-	12	-	14	-
C	6	12	-	7	10	-
D	9	-	7	-	11	17
E	-	14	10	11	-	5
F	-	-	-	17	5	-

The table shows the times, in days, needed to repair the network of roads between six towns, A, B, C, D, E and F, following a flood.

- (a) Use **Prim's** algorithm, starting at A, to find the minimum connector for this network. You must list the **arcs** that form your tree in the order that you selected them. (3)
- (b) Draw your minimum connector using the vertices given in Diagram 1 in the answer book. (1)
- (c) Add arcs from D, E and F to Diagram 2 in the answer book, so that it shows the network of roads shown by the table. (2)
- (d) Use **Kruskal's** algorithm to find the minimum connector. You should list the arcs in the order in which you consider them. In each case, state whether you are adding the arc to your minimum connector. (3)
- (e) State the minimum time needed, in days, to reconnect the six towns. (1)

(Total 10 marks)

4.

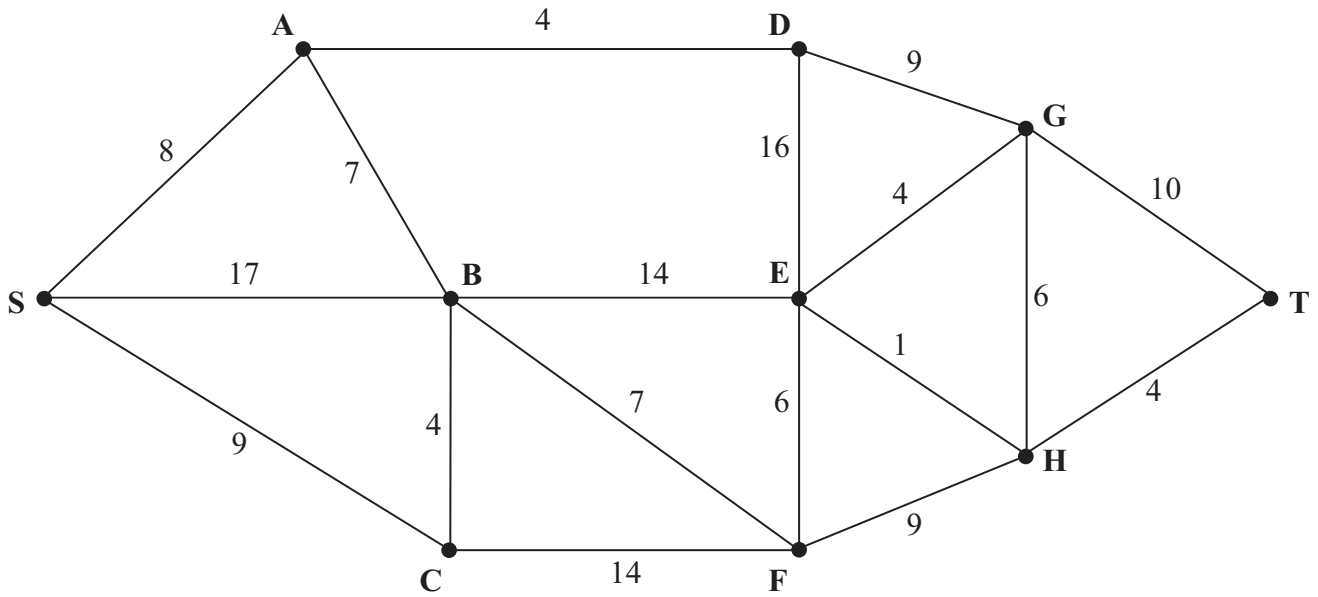


Figure 3

Figure 3 represents a network of roads. The number on each arc represents the length, in miles, of the corresponding road. Liz wishes to travel from S to T.

- (a) Use Dijkstra's algorithm to find the shortest path from S to T. State your path and its length. (6)

On a particular day, Liz must include F in her route.

- (b) Find the shortest path from S to T that includes F, and state its length. (2)

(Total 8 marks)

5.

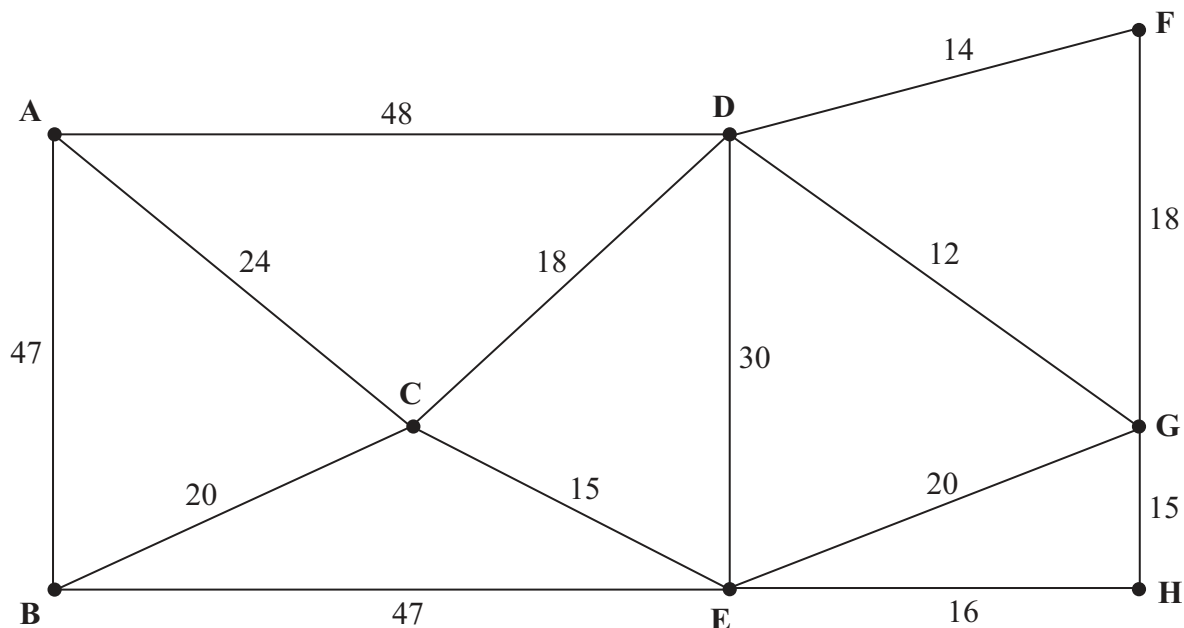


Figure 4

[The total weight of the network is 344 miles]

Figure 4 represents a railway network. The number on each arc represents the length, in miles, of that section of the railway.

Sophie needs to travel along each section to check that it is in good condition.

She must travel along each arc of the network at least once, and wants to find a route of minimum length. She will start and finish at A.

- (a) Use the route inspection algorithm to find the arcs that will need to be traversed twice. You must make your method and working clear. (5)
- (b) Write down a possible shortest inspection route, giving its length. (2)

Sophie now decides to start the inspection route at E. The route must still traverse each arc at least once but may finish at any vertex.

- (c) Determine the finishing point so that the length of the route is minimised. You must give reasons for your answer and state the length of your route. (3)

(Total 10 marks)

6. Harry wants to rent out boats at his local park. He can use linear programming to determine the number of each type of boat he should buy.

Let x be the number of 2-seater boats and y be the number of 4-seater boats.

One of the constraints is

$$x + y \geq 90$$

- (a) Explain what this constraint means in the context of the question.

(1)

Another constraint is

$$2x \leq 3y$$

- (b) Explain what this constraint means in the context of the question.

(2)

A third constraint is

$$y \leq x + 30$$

- (c) Represent these three constraints on Diagram 1 in the answer book. Hence determine, and label, the feasible region R.

(4)

Each 2-seater boat costs £100 and each 4-seater boat costs £300 to buy. Harry wishes to minimise the total cost of buying the boats.

- (d) Write down the objective function, C , in terms of x and y .

(1)

- (e) Determine the number of each type of boat that Harry should buy. You must make your method clear and state the minimum cost.

(4)

(Total 12 marks)

7.

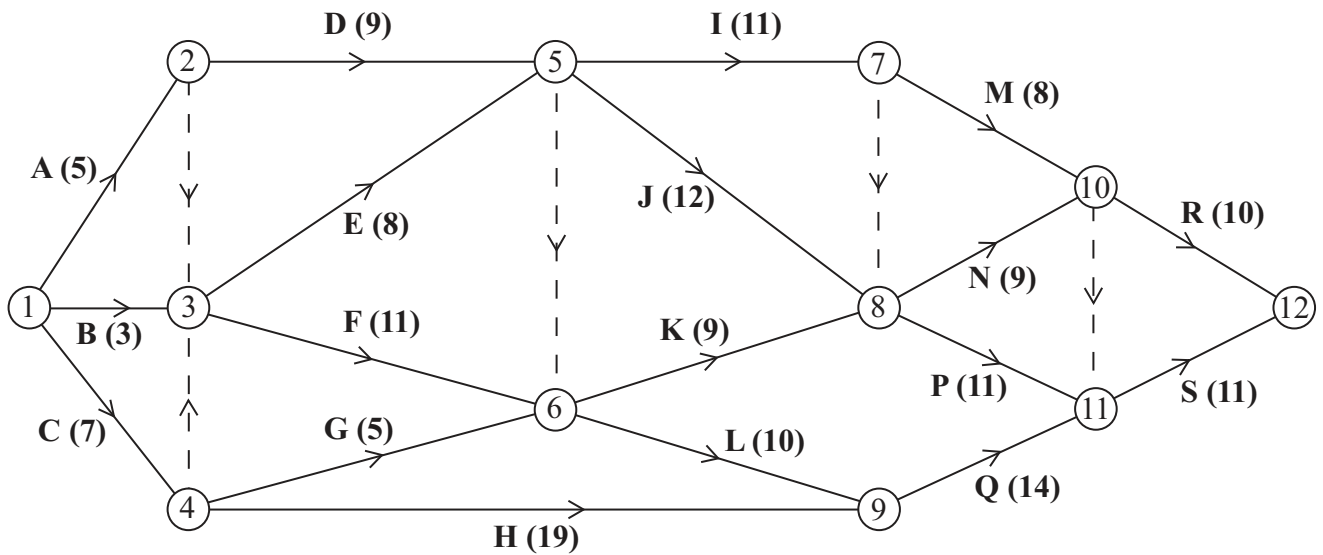


Figure 5

[The sum of the duration of all activities is 172 days]

A project is modelled by the activity network shown in Figure 5. The activities are represented by the arcs. The number in brackets on each arc gives the time, in days, to complete the activity. Each activity requires one worker. The project is to be completed in the shortest possible time.

- (a) Complete Diagram 1 in the answer book to show the early event times and late event times. (4)
- (b) Calculate the total float for activity M. You must make the numbers you use in your calculation clear. (2)
- (c) For each of the situations below, explain the effect that the delay would have on the project completion date.
 - (i) A 2 day delay on the early start of activity P.
 - (ii) A 2 day delay on the early start of activity Q. (2)
- (d) Calculate a lower bound for the number of workers needed to complete the project in the shortest possible time. (1)

Diagram 2 in the answer book shows a partly completed cascade chart for this project.

- (e) Complete the cascade chart. (4)
- (f) Use your cascade chart to determine a second lower bound on the number of workers needed to complete the project in the shortest possible time. You must make specific reference to times and activities. (2)
- (g) State which of the two lower bounds found in (d) and (f) is better. Give a reason for your answer. (2)

(Total 17 marks)

TOTAL FOR PAPER: 75 MARKS

END

BLANK PAGE

BLANK PAGE

BLANK PAGE

Centre No.						Paper Reference						Surname	Initial(s)	
Candidate No.						6	6	8	9	/	0	1	Signature	

Paper Reference(s)

6689/01

Edexcel GCE

Decision Mathematics D1

Advanced/Advanced Subsidiary

Friday 17 May 2013 – Morning

Answer Book

Do not return the question paper with the answer book

Examiner's use only

--	--	--

Team Leader's use only

--	--	--

Question Number	Leave Blank
1	
2	
3	
4	
5	
6	
7	
Total	

This publication may be reproduced only in accordance with Pearson Education Ltd copyright policy. ©2013 Pearson Education Ltd.

Printer's Log. No.
P41827A

W850/R6689/57570 5/5/5/



Turn over



1.

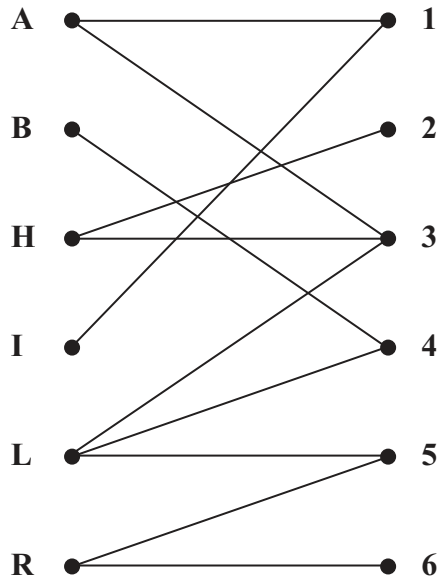


Figure 1

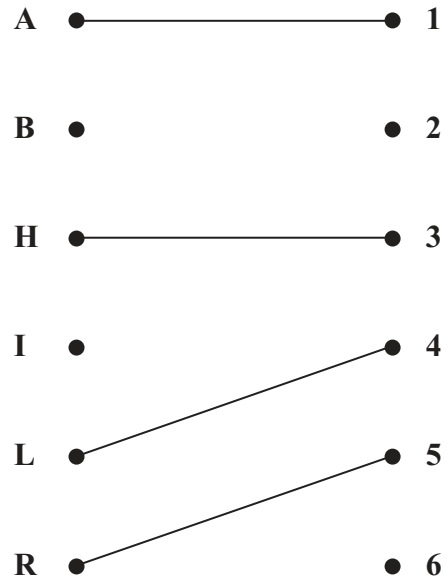


Figure 2



Question 1 continued

- | | | | |
|-----|-----|-----|-----|
| A ● | ● 1 | A ● | ● 1 |
| B ● | ● 2 | B ● | ● 2 |
| H ● | ● 3 | H ● | ● 3 |
| I ● | ● 4 | I ● | ● 4 |
| L ● | ● 5 | L ● | ● 5 |
| R ● | ● 6 | R ● | ● 6 |

(Total 7 marks)

Q1



3. (a)

	A	B	C	D	E	F
A	-	15	6	9	-	-
B	15	-	12	-	14	-
C	6	12	-	7	10	-
D	9	-	7	-	11	17
E	-	14	10	11	-	5
F	-	-	-	17	5	-

Order of arcs: _____

(b)

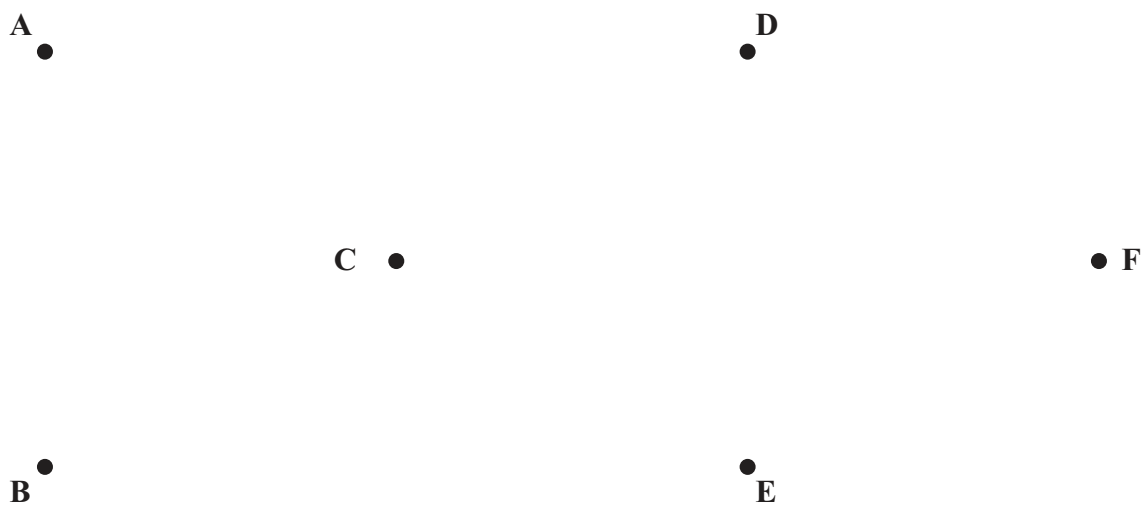


Diagram 1



Question 3 continued

(c)

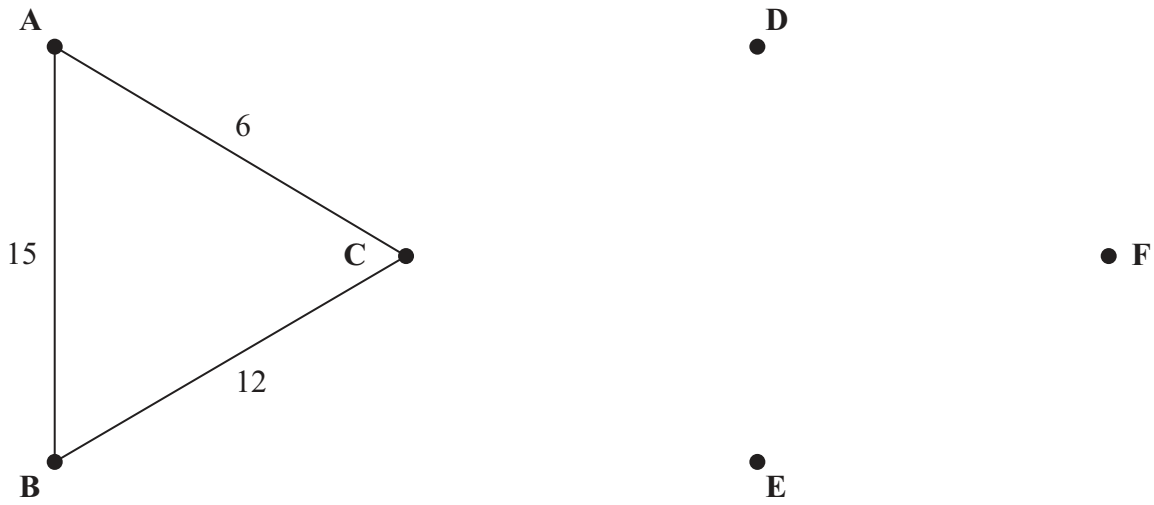


Diagram 2

(d)

(e) Minimum time needed: _____

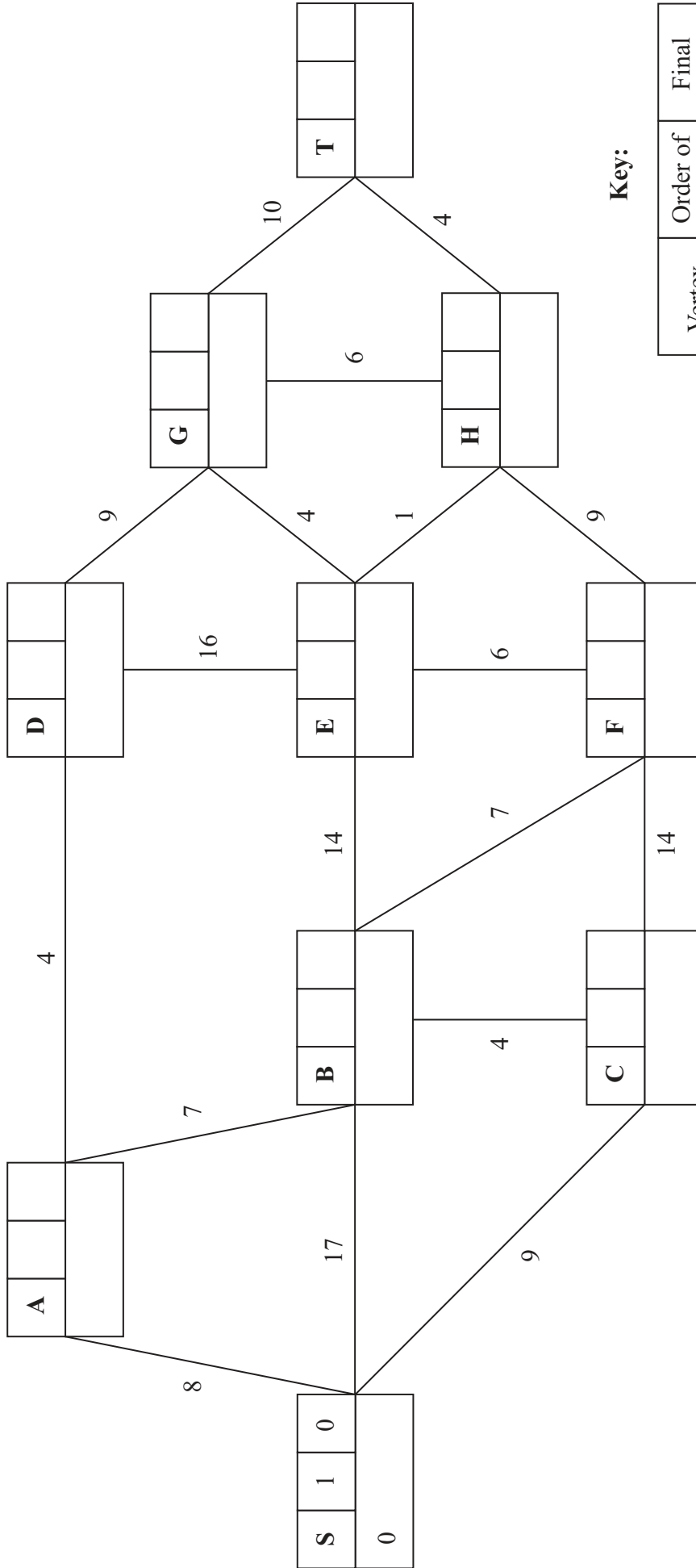
(Total 10 marks)

Q3

--	--



4. (a)



Key:

Vertex	Order of labelling	Final value
Working values (in order)		

Leave blank



Question 4 continued

Shortest path from S to T: _____

Length of shortest path from S to T: _____

(b)

Shortest path from S to T via F: _____

Length of shortest path from S to T via F: _____

(Total 8 marks)

Q4



5.

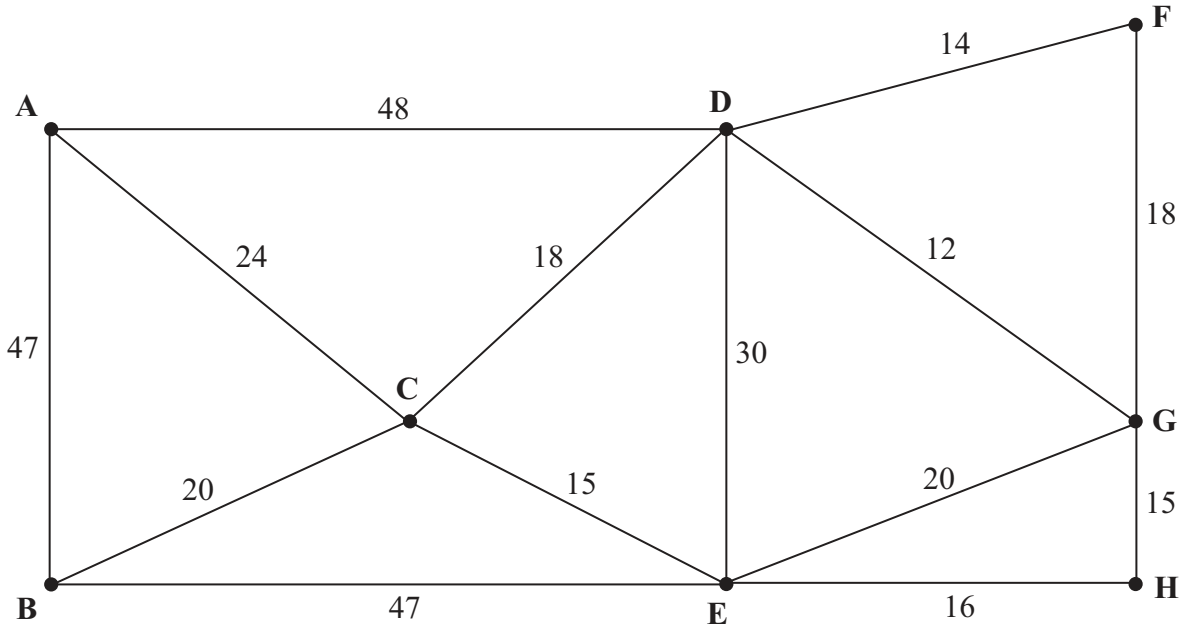


Figure 4

[The total weight of the network is 344 miles]



Question 6 continued

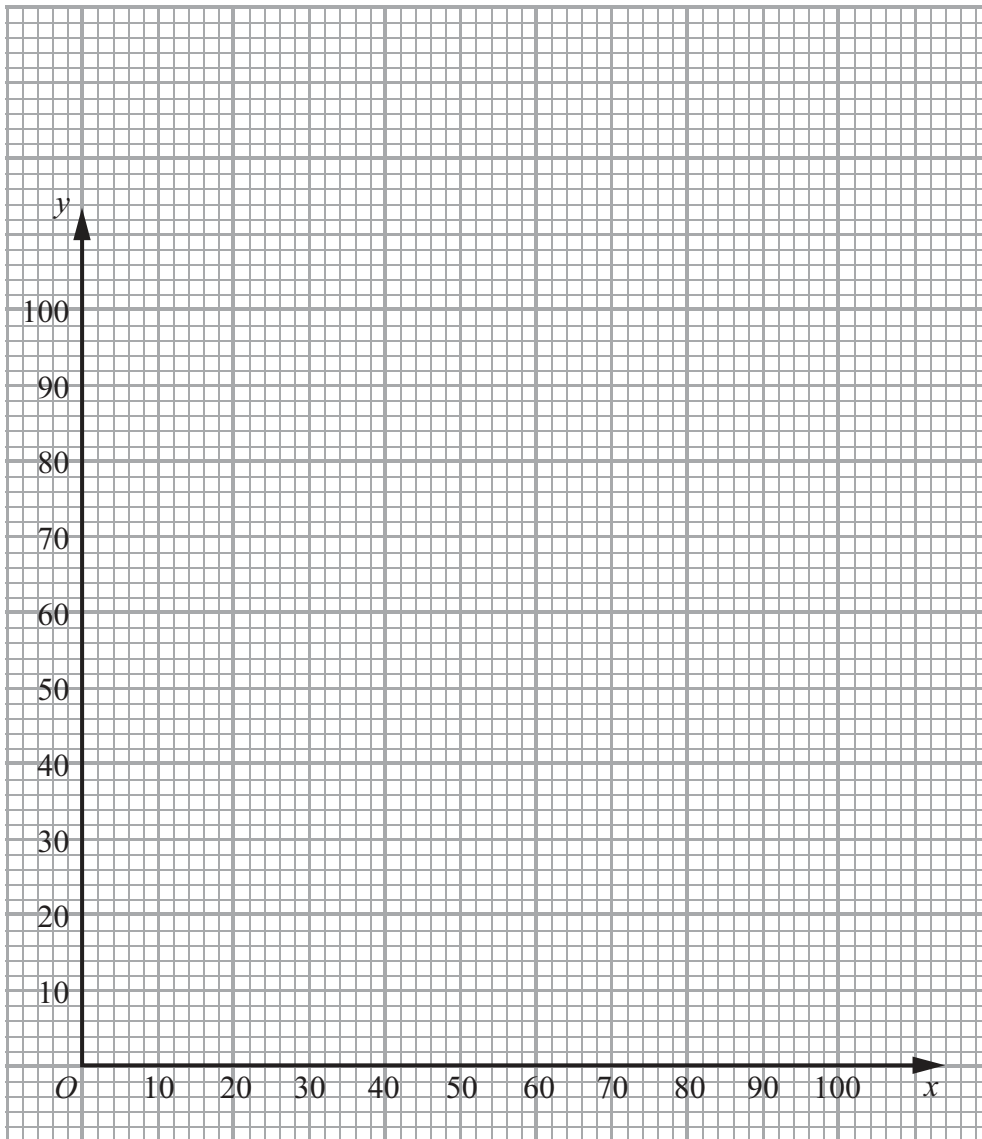


Diagram 1

(Total 12 marks)

Q6

--	--



7. (a)

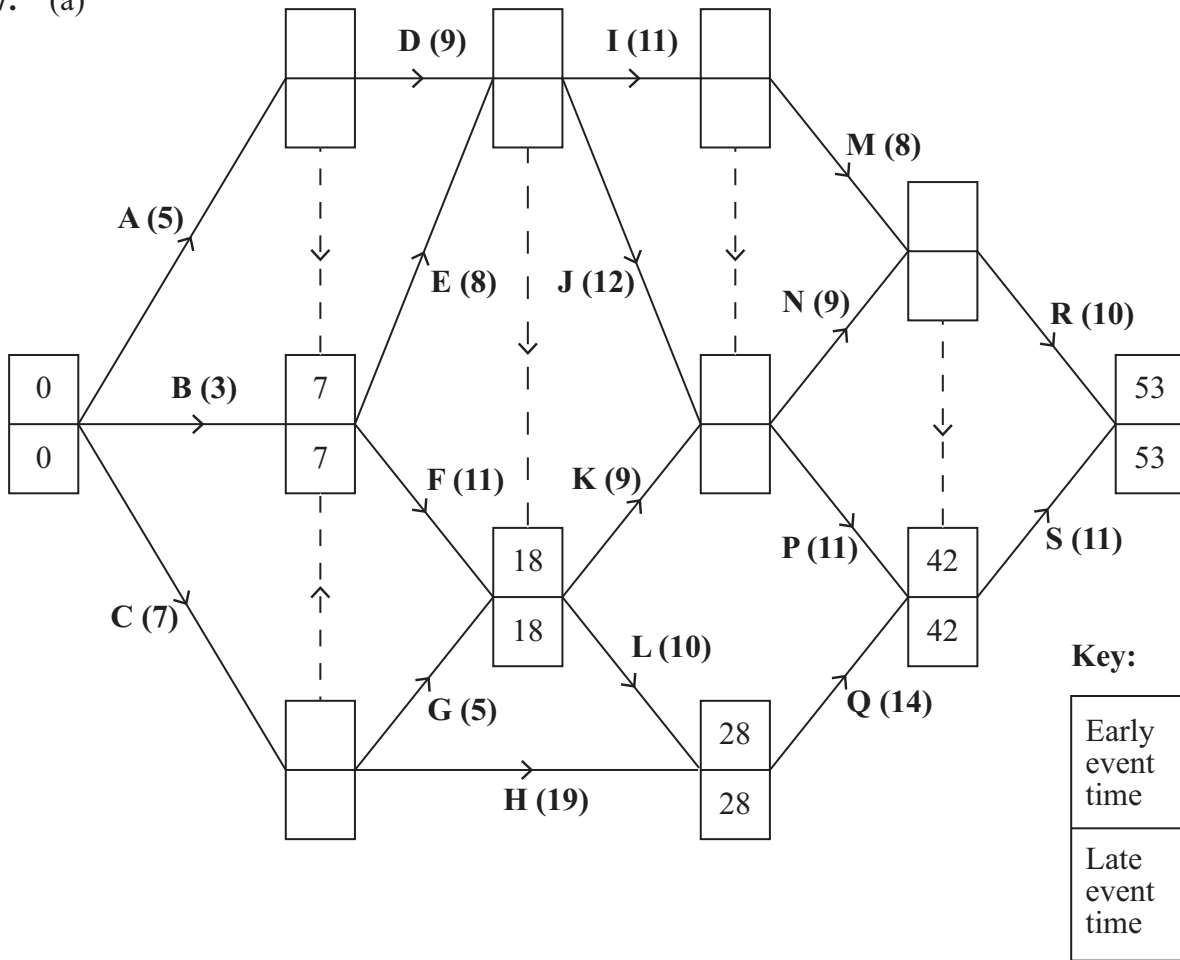


Diagram 1

- (b) _____
- _____
- _____
- (c) _____
- _____
- _____
- _____
- (d) _____
- _____
- _____
- _____
- _____
- _____
- _____



Question 7 continued

(e)

■ represents the total float on each activity

0 2 4 6 8 10 12 14 16 18 20 22 24 26 28 30 32 34 36 38 40 42 44 46 48 50 52 54




Diagram 2

(f) _____

(g) _____

(Total 17 marks)

Q7

TOTAL FOR PAPER: 75 MARKS

END



BLANK PAGE

